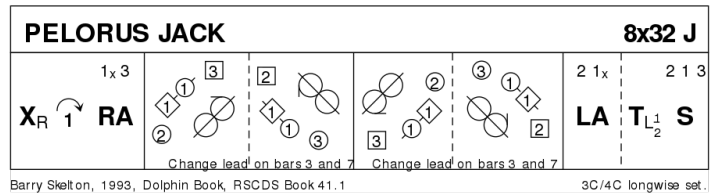


Malhamdale 2018 Saturday 1st DEcember

1 PELORUS JACK J32 · 3/4L

Barry Skelton: RSCDS XLI 1 · Crib: E-cribs · Diagram: Keith Rose's Diagrams

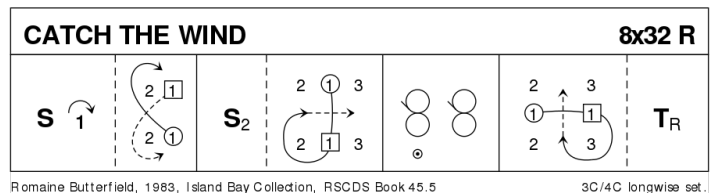
- 1- 1c cross RH, cast (2c up) ; 1c+3c RHA, finish 1M facing 1cnr, 1W behind him
- 9- 1c in tandem +1cnrs ½ diagonal Reel3, Rsh to 3W (1M & 1W loop R singly for lead change, so 1W now leads P) ; ½ diagonal Reel3, Rsh to 2W (+ lead change)
- 17- Continue pattern twice
- 25- 2c+1c LHA ; 1c turn LH ½ | all set (2,1,3)



2 CATCH THE WIND R32 · 3/4L

Romaine Butterfield: RSCDS XLV 5 · Crib: E-cribs · Diagram: Keith Rose's Diagrams

- 1- 1c set | cast off (2c up) ; ½Fig8 up (2,1x,3)
- 9- 1c set twice, on [11-12] 1W swivels R to face out ; 1W (1M following) casts R round 2M and down middle to finish 1W between 3c facing 3M, and 1M between 2c facing 2M.
- 17- 1M+2c & 1W+3c Rsh reels3 across
- 25- 1W (1M following) casts R round 3M and cross to 2pl ; 1c turn RH (2,1,3)

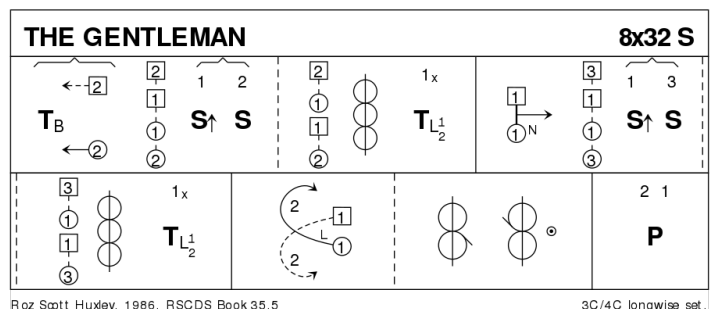


The original tune is a hornpipe

3 THE GENTLEMAN S32 · 3/4L

Roz Scott Huxley: RSCDS XXXV 5 · Crib: E-cribs · Diagram: Keith Rose's Diagrams

- 1- 2c step up as 1c turn BH to face P between them in line4 across | 1c+2c set, 1c advancing and passing on the second step ; ½Reel4, at end 1c pass LH to face down NHJ
- 9- 1c dance down to face P between 3c, repeat set and ½Reel4 with 3c, finish between 3c on own side LHJ
- 17- 1c lead to top, cross and cast to 2plx ; ½Reels3 across, Rsh to 4cnr (W up, M dn) (to 2,1,3)
- 25- 2c+1c Poussette.

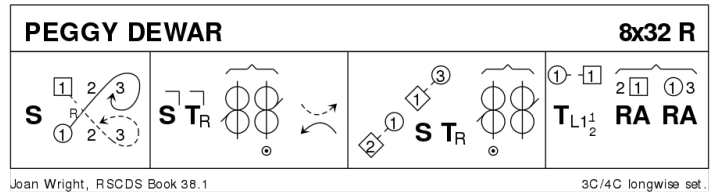


4 INSTRUCTOR'S CHOICE J/R

5 PEGGY DEWAR R32 · 3/4L

Joan Wright: RSCDS XXXVIII 1 · Crib: E-cribs · Diagram: Keith Rose's Diagrams

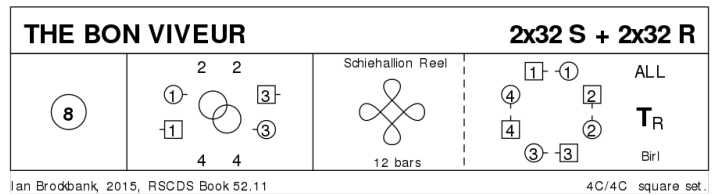
- 1- 1c set, cross down RH (2c up) ; behind 3c and dance up the middle to face 1cnrs
- 9- 1c set to 1cnrs, turn 1c RH to face 4c ; ½ Lsh Reels3 across, at the end 1c pass Rsh to face 3c pos. (2c+3c make loop)
- 17- 1c set to 3c pos. and turn cnr RH to face 2c pos. ; 1M+2c & 1W+3c ½ Lsh Reels3 across, 1c finish facing P up/down (2c+3c make loops)
- 25- 1c ½ LH turn ; 1W+2c & 1M+3c RHA (2,1,3)



6 THE BON VIVEUR M64 · 4S

Ian Brockbank: RSCDS LII 11 · Crib: E-cribs · Diagram: Keith Rose's Diagrams

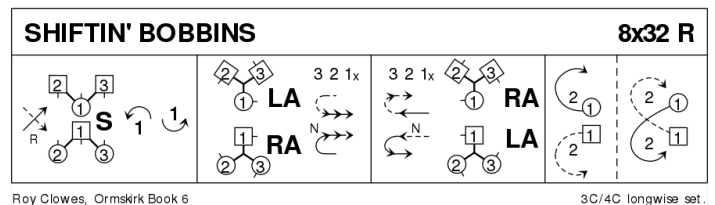
- 1- Circle8 and back
- 9- 1c+3c Men's Chain
- 17-28 12 bars of Schiehallion reel (4,1,2,3)
- 29-32 All Birl or Turn P RH (4,1,2,3)



7 SHIFTIN' BOBBINS R32 · 3/4L

Roy Clowes: Ormskirk Scottish Dances - Memorial Edition · Crib: E-cribs · Diagram: Keith Rose's Diagrams

- 1- 1c cross down RH (2c up) to 2plx in DTr position with corners | set as DTr ; cast up, meet and dance down to 2pl in middle
- 9- 2M+1W+3M RHA, **while**{4} 2W+1M+3W LHA ; 1c followed by 2c+3c dance down the middle
- 17- 3c+2c+1c dance up the middle, 3c casting to 3pl, flowing into ; 1W+2M+3M LHA, **while**{4} 1M+2W+3W RHA
- 25- 1c dance to top, cast off one ; ½ Fig8 up round 2c.

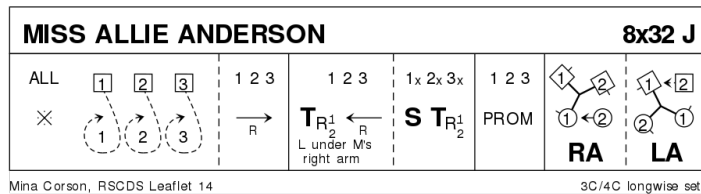


8 INTERVAL

9 MISS ALLIE ANDERSON J32 · 3/4L

Mina Corson: *The Leaflet Dances with Music* · Crib: *E-cribs* · Diagram: *Keith Rose's Diagrams*

- 1- All clap, 1W+2W+3W dance Rsh once round P to face down with him RHJ ; All lead down the middle
- 9- All M turn P under R arm and lead up to (1x,2x,3x) ; All set, ½ RH turn into
- 17- 1c+2c+3c Promenade (1,2,3)
- 25- 1c+2W RHA, 1M finishing 2pl own side (2M up on [3-4]) ; 1c+2M LHA (2W up on [7-8]) to (2,1,3)

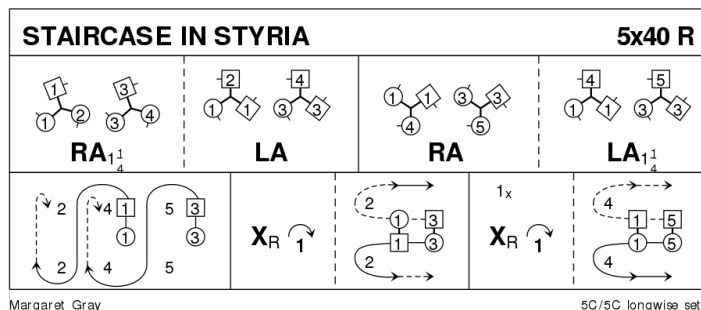


10 INSTRUCTOR'S CHOICE S

11 STAIRCASE IN STYRIA R40 · 5/5L

Margaret Gray: *CD booklet of The Sunday Class Dance Book 2* · Crib: *E-cribs* · Diagram: *Keith Rose's Diagrams*

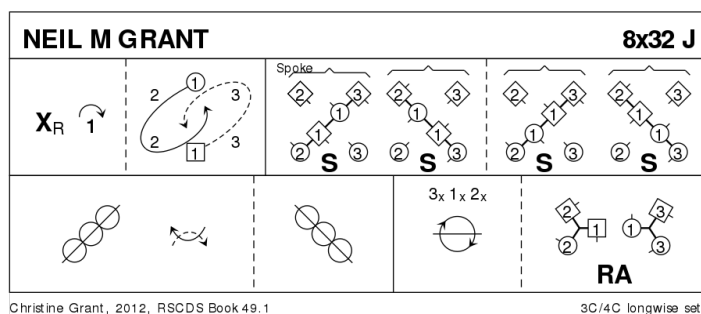
- 1- 1c+2M & 3c+4M RHA 1¼, 1c & 3c finishing in middle facing down, other cpls in own place ; 1c+2W & 3c+4W LHA, finish facing down
- 9- 1c+4M & 3c+5M RHA same way ; 1c+4W & 3c+5W LHA, 1W & 3W face out on own side with P behind
- 17- 1c & 3c (W leading) cast up 1 place, cross, cast up on M side to original places the W looping R
- 25- 1c cross | cast 1 (2c up) ; 1c followed by 3c dance up & cast to (2,3,1x,4,5)
- 33- 1c cross | cast 1 (4c up) ; 1c followed by 5c dance up & cast to (2,3,4,5,1)



12 NEIL M GRANT J32 · 3/4L

Christine Grant: *RSCDS XLIX 1* · Crib: *E-cribs* · Diagram: *Keith Rose's Diagrams*

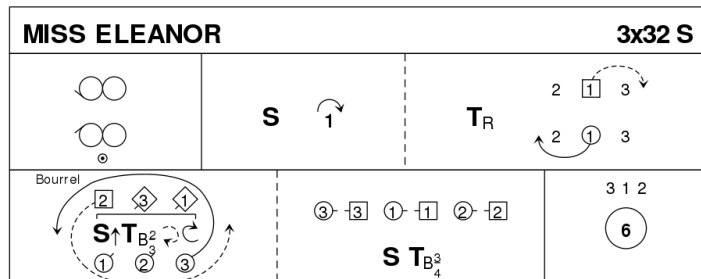
- 1-- 1c cross RH | cast off (2c up) ; ½ Fig8 R (round 3cnr) to join with P LH and 1cnrs RH
- 9-- The Spoke: BiL{1}, advance LHJ cclw to next cnr {1} | repeat 3 times, finish facing 1cnr
- 17-- 1c+1cnrs ½ diag Reel4, pass Rsh ; 1c+2cnrs ½ Diag Reel4 (3x,1x,2x)
- 25-- all chase clw half round ; teapots R (2,1,3)



13 MISS ELEANOR S32 · 3/3L

Ann Dix: RSCDS XLIX 5 · Crib: SCDDDB Contributed Cribbs & Diagrams · Diagram: Keith Rose's Diagrams

- 1-- Mirror Reels3 on the sides, 1c start in and down
- 9-- 1c set | cast off (2c up) ; turn RH to face out | cast R (2M down, 3W up)
- 17-- 3 couple Bourrel (3,1,2)
- 25-- Circle6 and back



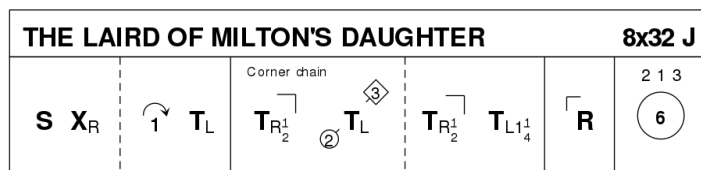
Ann Dix, 2013, RSCDS Book 49.5

3C/3C longwise set.

14 THE LAIRD OF MILTON'S DAUGHTER J32 · 3/4L

Craigmyle: RSCDS XXII 10 · Crib: E-cribs · Diagram: Keith Rose's Diagrams

- 1-- 1c set, cross RH ; cast off (2c up), turn LH to 1cnrs
- 9-- Corners' chain: 1c+1cnrs turn ½ RH | 1cnrs turn LH ; 1c+1cnrs turn back RH ½ | 1c turn LH 1¼ to 2cnrs
- 17-- Repeat with 2cnrs, 1c crossing LH to 2pl
- 25-- 2c+1c+3c circle6 and back



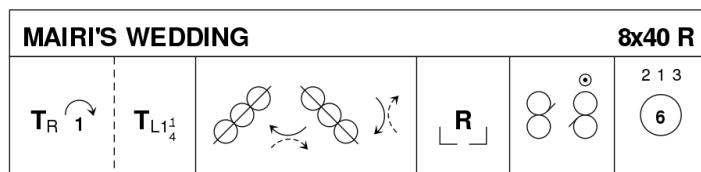
Lord Craigmyle, RSCDS Book 22.10

3C/4C longwise set.

15 MAIRI'S WEDDING R40 · 3/4L

James B Cosh: Twenty Two SCD · Crib: E-cribs · Diagram: Keith Rose's Diagrams

- 1-- 1c turn RH | cast (2c up) ; turn LH to face 1cnrs
- 9-- 1c ½Reel4 with 1cnrs (pass P Lsh) ; Repeat with 2cnrs
- 17-- Repeat with 3cnrs (1cnr person) ; Repeat with 4cnrs (2cnr person)
- 25-- 1W+2c & 1M+3c Reels3 across, Lsh to 1cnr
- 33-- 2c+1c+3c circle6 and back



James Cosh, 1959, 22 SCD & 1 other

3C/4C longwise set.

Note: Cosh explicitly tells 1c to pass Lsh in [9-24]; however the Rsh pass is quite common, and nicknamed »Mairi's Divorce«.