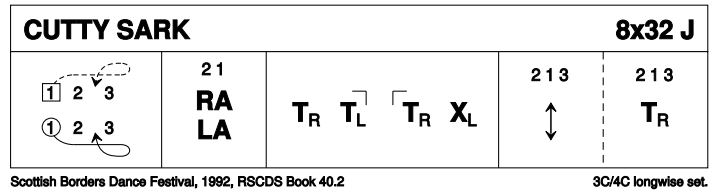


# Malhamdale Saturday 2024

## 1 CUTTY SARK J32 · 3/4L

RSCDS XL 2 · Crib: E-cribs · Diagram: Keith Rose's Diagrams

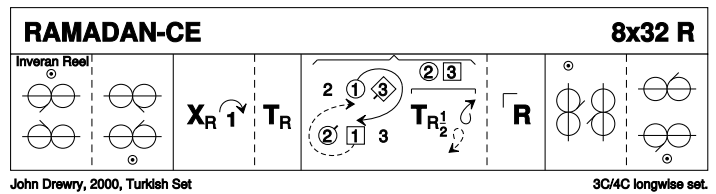
- 1- 1c cast off behind own lines (2c up) ; cast up to 2pl
- 9- 2c+1c RHA ; LHA
- 17- 1c turn RH to face 1cnr, turn 1cnr LH ; turn 2cnr RH, cross LH to (2,1,3)
- 25- All A&R ; all turn RH (2,1,3)



## 2 RAMADAN-CE R32 · 3/4L

John Drewry: The Turkish Set · Crib: E-cribs · Diagram: Keith Rose's Diagrams

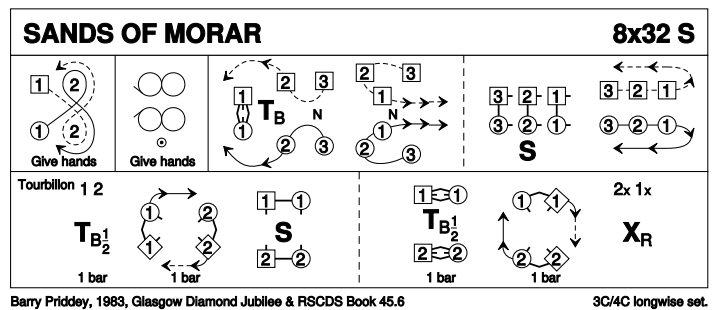
- 1- 1c+2c+3c Inveran Reels (1,2,3)
- 9- 1c cross RH | cast (2c up) ; Turn RH to face 1cnr
- 17- 1c+1cnrs pass Rsh | cnrs turn RH ½ and cast away as 1c meet and pass Rsh to face 2cnrs ; repeat with 2cnrs (3x,1x,2x)
- 25- ½ Reels3 across, 1c Lsh to 3cnr ; ½ Reels3 on the sides, 1c Rsh to 4cnr (2,1,3)



## 3 SANDS OF MORAR S32 · 3/4L

Barry Priddey: RSCDS XLV 6 · Crib: E-cribs · Diagram: Keith Rose's Diagrams

- 1- 1c Fig8 round 2c, giving hands
- 9- All Mirror Reels3 on own side, 1c starts in, join hands on meeting P
- 17- 1c turn BH | 1c dance to 3pl NHJ **while(4)** 2c+3c continue reel to top and follow behind 1c ; 3c+2c+1c set facing down | 1c cast to top, 2c+3c following to finish (1,2,3)
- 25- 1c+2c Tourbillon (1c+2c turn P BH ½, opening out to one place clw in the square (1c to W side, 2c to M side) | 1c set to 2c ; repeat figure (to 2x,1x) | 2c+1c cross RH) (2,1,3)

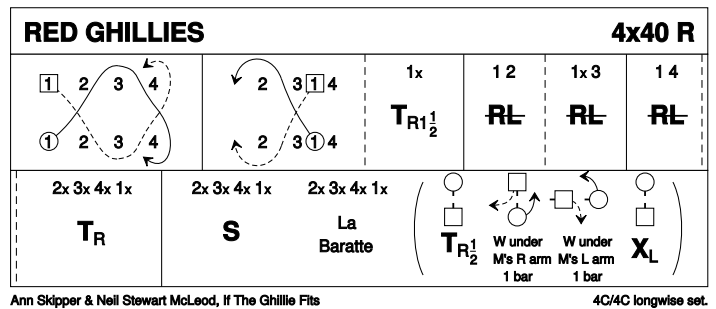


## 4 INSTRUCTOR'S CHOICE J/R

## 5 RED GHILLIES R40 · 4/4L

Ann Skipper & Neil Stewart McLeod: *If The Ghillie Fits · Crib: E-cribs · Diagram: Keith Rose's Diagrams*

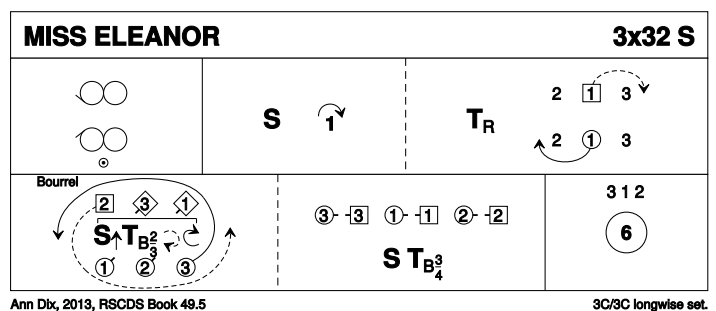
- 1- 1c cross between 2c, cast behind 3c ; cross down and cast up round 4c
- 9- 1c cross up between 3c and cast behind 2c to top ; turn RH 1½ to 1pl
- 17- 1c+2c ½R&L ; 1c+3c ½R&L
- 25- 1c+4c ½R&L ; All turn RH (2x,3x,4x,1x)
- 33- All set | All "La Baratte" [turn P RH ½ to full arms' length | change back sideways, W passing in front with her back to M, changing hands overhead to LH | turn LH ½ to own side] (2,3,4,1)



## 6 MISS ELEANOR S32 · 3/3L

Ann Dix: *RSCDS XLIX 5 · Crib: E-cribs · Diagram: Keith Rose's Diagrams*

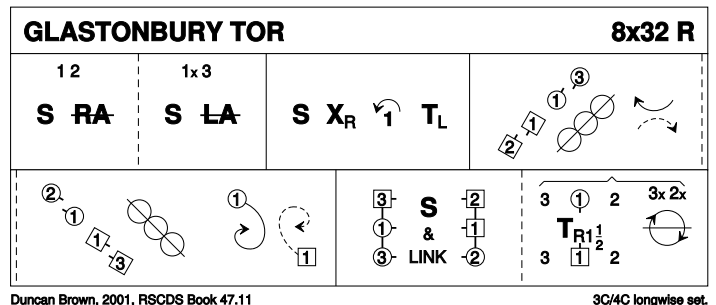
- 1- Mirror Reels3 on the sides, 2c start out and up
- 9- 1c set | cast off (2c up) ; turn RH and cast R (2M steps down, 3W up), (to 1,2,3 on M side, 2,3,1 on W side)
- 17- 3 couple Bourrel (3,1,2)
- 25- Circle6 and back (3,1,2)



## 7 GLASTONBURY TOR R32 · 3/4L

Duncan Brown: *RSCDS XLVII 11 · Crib: E-cribs · Diagram: Keith Rose's Diagrams*

- 1- 1c+2c set | ½ RHA ; 1c+3c set | ½ LHA (2x,3x,1)
- 9- 1c set | cross RH ; cast up one (3c down) | turn LH to face 1cnr (pos)
- 17- ½ diag Reel4 with 1cnrs, pass Lsh ; ½ diag Reel4 with 2cnrs, 1c curve R into facing lines of 3 across, 1M at top, 1W at bottom
- 25- All S&Link3 ; 1c turn RH 1½ while{4} cnrs chase clw ½ round (2,1,3)



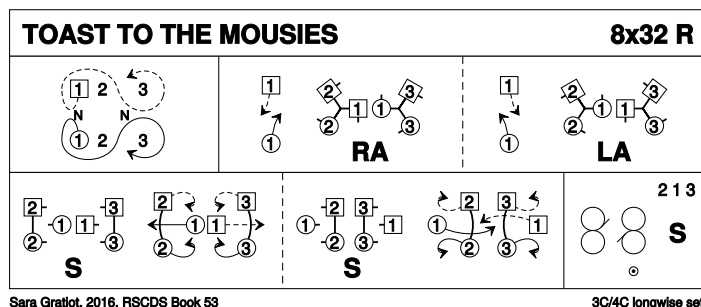
## 8 INTERVAL



## 13 TOAST TO THE MOUSIES R32 · 3/4L

Sara Gratiot: RSCDS LIII 13 · Crib: E-cribs · Diagram: Keith Rose's Diagrams

- 1- 1c long cast to 2pl (2c up) ; dance between 3c and cast up (2,1,3)
- 9- 2c+1W & 1M+3c RHA ; 2c+1M & 1W+3c LHA, finish 2c in 1pl facing 3c in 3pl, both NHJ, and 1c BtoB in middle, M facing up, W down
- 17- All set | 2c+3c, making arches, dance to meet as 1c dance under, finish 1c (in 1pl/3pl) facing P on midline and 2c+3c BtoB in middle, NHJ ; All set | 2c+3c making arches dance to ends, and cast into the reel **while{2}** 1c dance under arch passing P Lsh and finish between end cpl, facing 1cnr
- 25- 2c+1W & 1M+3c Lsh Reels3{6} across (2c+3c with loops) (to 2,1,3) | All set

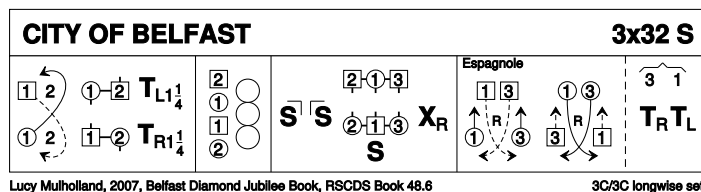


Note: after 2nd time through 1c may repeat [1-4] to get to 4pl.

## 14 CITY OF BELFAST S32 · 3/3L

Lucy Mulholland: RSCDS XLVIII 6 · Crib: E-cribs · Diagram: Keith Rose's Diagrams

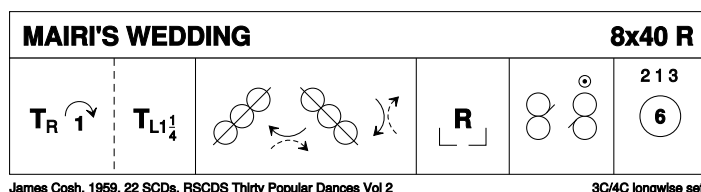
- 1- 1c ½ Fig8 round 2c ; 1c turn 2c EH 1¼ into line across, 1c in the middle
- 9- 1c+2c Reel4, finish 2c in 1pl and 1c (last pass is Lsh) facing 1cnr
- 17- 1c set to 1cnr | set to 2cnr, dancing R into sideline (2,1x,3) ; All set | 1c cross RH
- 25- 1c+3c Espagnole (2,3,1)



## 15 MAIRI'S WEDDING R40 · 3/4L

James B Cosh: Twenty Two SCD · Crib: E-cribs · Diagram: Keith Rose's Diagrams

- 1- 1c turn RH | cast (2c up) ; turn LH to face 1cnrs
- 9- 1c ½ Reel4 with 1cnrs (pass P Lsh) ; Repeat with 2cnrs
- 17- Repeat with 3cnrs (1cnr person) ; Repeat with 4cnrs (2cnr person)
- 25- 1W+2c & 1M+3c Reels3 across, Lsh to 1cnr
- 33- 2c+1c+3c circle6 and back



Note: Cosh explicitly tells 1c to pass Lsh in [9-24]; however the Rsh pass is quite common, and sometimes nicknamed "Mairi's Divorce".