

Nice & Easy Dance 15th March 2025

1 DANCES FROM THE FOLLOWING

2 FOUR HAND STAR R32 · 2RR

Source unknown · Crib: MiniCrib

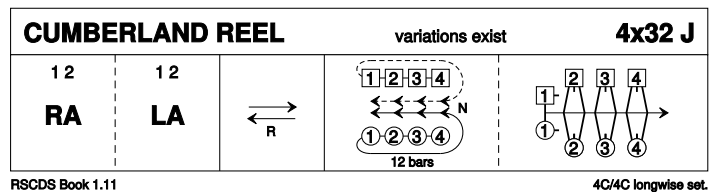
Round the room 2 facing 2

- 1-8 All dance RH across & LH across to places
- 9-16 Ladies' Chain
- 17-24 All dance back to back (DoSiDo) with person facing and DoSiDo with partner
- 25-32 All Adv+Ret. All advance to meet next couple (anticlockwise facing couple make arch, other couple pass under)

3 CUMBERLAND REEL J32 · 4/4L

RSCDS I 11 · Crib: E-cribs · Diagram: Keith Rose's Diagrams

- 1- 1c+2c RHA ; LHA
- 9- 1c lead down the middle and up
- 17-28 1c casts off behind own lines, the other couples following {6} and lead up {6}, 1c finish facing down, 2c+3c+4c forming arches
- 29-32 1c dance down, the others step back on [32] (to 2,3,4,1)

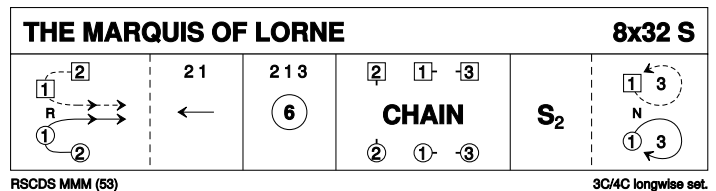


(An unofficial variant is for 3c+4c to also dance RHA, LHA on [1-8])

4 THE MARQUIS OF LORNE S32 · 3/4L

Miss Milligan's Miscellany of Scottish Country Dances · Crib: E-cribs · Diagram: Keith Rose's Diagrams

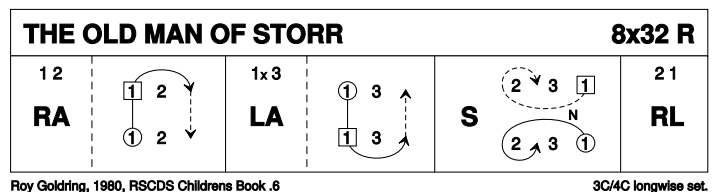
- 1- 1c followed by 2c (dance up to start) lead down the middle ; and up, 2c leading, to exchanged places
- 9- 2c+1c+3c circle6 and back, finish 1c facing 3c for
- 17- G-Chain (2c crossing)
- 25- 1c set twice ; dance down, divide and cast up to 2pl (2,1,3)



5 THE OLD MAN OF STORR R32 · 3/4L

Roy Goldring: Scottish Country Dances for Children · Crib: E-cribs · Diagram: Keith Rose's Diagrams

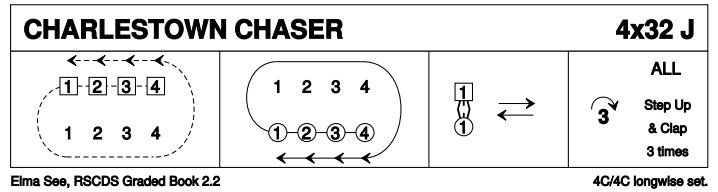
- 1- 1c+2c RHA, 1W ends facing out ; 1W (1M following) casts off (2c up) (2,1x, 3)
- 9- 1c+3c LHA, 1W ends facing out ; 1W (1M following) casts off (3c up) (2,3,1)
- 17- 1c set, dance to top NHJ, cast off to 2pl (3c down on 21-22)
- 25- 2c+1c R&L



6 CHARLESTOWN CHASER J32 · 4/4L

Elma See: *A Second Book of Graded Scottish Country Dances* · Crib: *MiniCrib*s · Diagram: *Keith Rose's Diagrams*

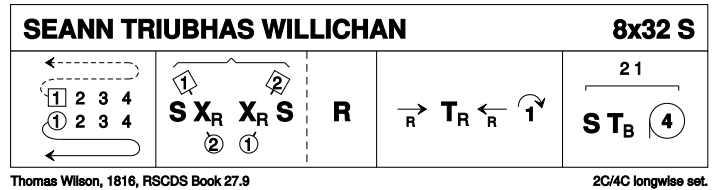
- 1-8 1L followed by 2L+3L+4L cross & dance down behind Men, cross & dance up to places
- 9-16 Men repeat above figure
- 17-24 1s slip step down middle back to top (in middle)
- 25-32 1s cast to below 4s, all step up & clap 3 times



7 SEANN TRIUBHAS WILLICHAN S32 · 2/4L

Thomas (19C) Wilson: *RSCDS XXVII 9* · Crib: *E-cribs* · Diagram: *Keith Rose's Diagrams*

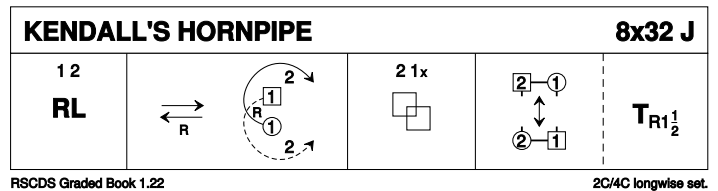
- 1- 1c cast off behind own lines and cast back
- 9- 1W+2M set and change places RH **while**{4} 1M+2W change places RH and set ; repeat
- 17- 1c lead down the middle | turn RH ; lead up and cast off to 2pl (2c up)
- 25- 2c+1c set | turn BH ; open into circle4 L.



8 KENDALL'S HORNPIPE J32 · 2/4L

RSCDS Graded 22 · Crib: *E-cribs* · Diagram: *Keith Rose's Diagrams*

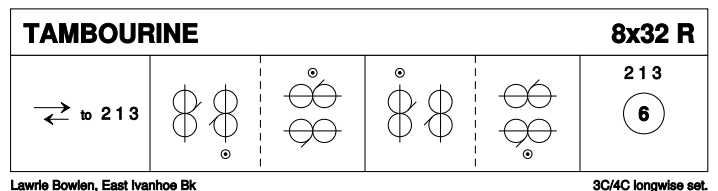
- 1- 1c+2c R&L
- 9- 1c Lead down the middle {3} and up {3}, cross and cast off (2c up) (to 2, 1x)
- 17- 2c+1c L-Chain (2,1x)
- 25- 1c+2c A&R ; 1c turn RH 1½ (2,1)



9 TAMBOURINE R32 · 3/4L

Lawrie Bowlen: *East Ivanhoe Book* · Crib: *E-cribs* · Diagram: *Keith Rose's Diagrams*

- 1- 1c lead down the middle (2c up) and up to 2pl
- 9- ½Reels3 across, Lsh to 1cnrs ; ½Reels3 on sidelines (Rsh to 2cnr pos), cnrs end with loop
- 17- ½Reels3 across, Lsh to 3cnr pos ; ½Reels3 on sidelines (Rsh to 4cnr pos) (to 2,1,3) (1c and 2cnrs move cclw, 1cnrs move clw)
- 25- 2c+1c+3c circle6 and back

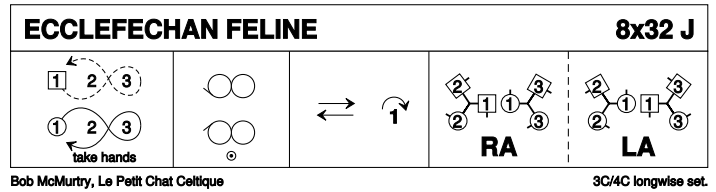


10 INTERVAL

11 ECCLEFECHAN FELINE J32 · 3/4L

Bob McMurtry: *Le Petit Chat Celtique* · Crib: *E-cribs* · Diagram: *Keith Rose's Diagrams*

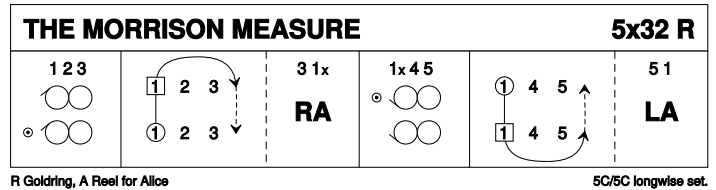
- 1- 1c Fig8 on own side (start in and down ; take NH where possible).
- 9- 1c+2c+3c Mirror Reels3 on own sides (2c start out & up)
- 17- 1c dance down middle {3}, up {3}, and cast off (2c up)
- 25- Teapots R ; and L (1M+3c & 1W+2c RHA, 1c pass Rsh ; 1M+2c & 1W+3c LHA) (2,1,3)



12 THE MORRISON MEASURE R32 · 5/5L

Roy Goldring: *A Reel for Alice and Other Social Dances* · Crib: *E-cribs* · Diagram: *Keith Rose's Diagrams*

- 1- 1c+2c+3c Rsh Reels3 on the sides, 1W finishes facing out
- 9- 1W, 1M following, casts off 2 and crosses (2c+3c up) ; 3c+1c RHA, 1W faces out (2,3,1x,4,5)
- 17- 1c+4c+5c Lsh Reels3 on the sides, 1W finishes facing out
- 25- 1W, 1M following, casts off 2 and crosses (4c+5c up) ; 5c+1c LHA (2,3,4,5,1)

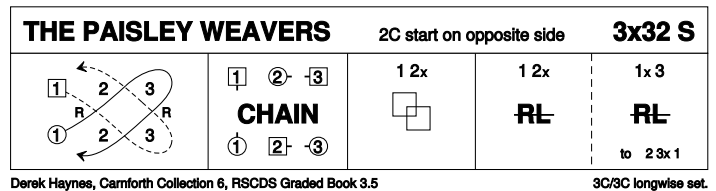


13 THE PAISLEY WEAVERS S32 · 3/3L

Derek Haynes: *A Third Book of Graded Scottish Country Dances* · Crib: *E-cribs* · Diagram: *Keith Rose's Diagrams*

2c start on opposite side (1,2x,3)

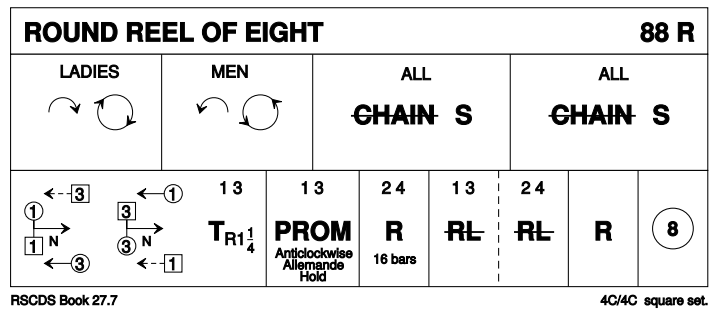
- 1- 1c cross down RH | cast down behind 3c ; cross up RH | cast up behind 2c (1,2x,3)
- 9- All G-Ch, 1c cross to start, at end 1M+2M face out for
- 17- 1c+2c L-Chain
- 25- 1c+2c ½ R&L ; 1c+3c ½ R&L (2,3x,1)



14 ROUND REEL OF EIGHT R88 · 4S

RSCDS XXVII 7 · Crib: E-cribs · Diagram: Keith Rose's Diagrams

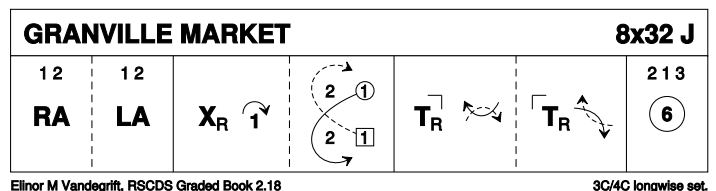
- 1- All W cast by the R and round the set to places
- 9- All M cast by the L and round the set to places
- 17- G-Chain halfway round {6} | all set to P
- 25- Continue G-Chain to places {6} | all set to P
- 33- 1c & 3c change places, 1c passing inside {3}, repeat back to places, 3c passing inside {3} | 1c+3c turn RH 1¼ into Allemande hold
- 41- 1c+3c (passing Lsh) Promenade cclw round inside of set to places
- 49-64 2c+4c repeat [33-48] (2c pass inside first)
- 65- 1c+3c half R&L ; 2c+4c half R&L
- 73- Repeat [65-72] (to 1,2,3,4)
- 81- All Circle8 and back



15 GRANVILLE MARKET J32 · 3/4L

Elinor M Vandegrift: A Second Book of Graded Scottish Country Dances · Crib: E-cribs · Diagram: Keith Rose's Diagrams

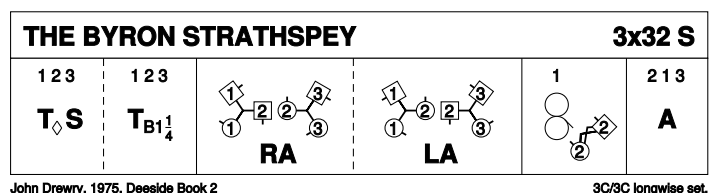
- 1- 1c+2c RHA, LHA
- 9- 1c cross RH | cast (2c up) ; ½ Fig8 up to face 1cnr
- 17- 1c turn 1cnr RH | pass Rsh ; turn 2cnr RH | pass Rsh to (2,1,3)
- 25- Circle6 and back



16 THE BYRON STRATHSPEY S32 · 3/3L

John Drewry: Deeside Book Part 2 · Crib: E-cribs · Diagram: Keith Rose's Diagrams

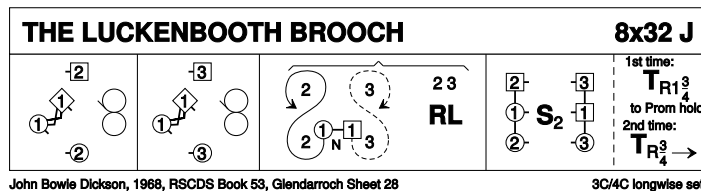
- 1- 1c+2c+3c Petronella Turn into midline, set ; all turn P BH 1¼ to (1,2,3)
- 9- "Teapots": 1c+2W & 2M+3c RHA ; 1c+2M & 2W+3c LHA , to (1,2,3) with 1c facing out and 2c facing up in promhold
- 17- 2c (promhold) +1W+1M Reel3 across (Rsh to 1W), at end all dance in for
- 25- 2c+1c+3c Allemande (to 3,1,2).



17 THE LUCKENBOOTH BROOCH J32 · 3/4L

John Bowie Dickson: RSCDS LIII 6 · Crib: E-cribs · Diagram: Keith Rose's Diagrams

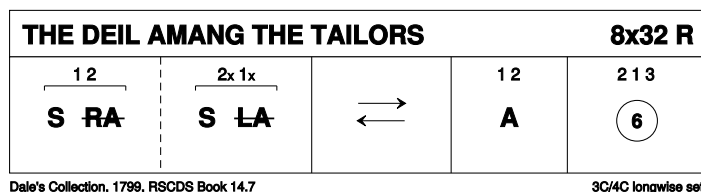
- 1- 1c in promhold (1M on the R) Reel3 with 2c (Rsh to 2M), 2c finish in 1pl
- 9- Repeat with 3c, finish in centre, facing M side, 1M above 1W
- 17- 2c+3c dance R&L **while(8)** 1c dance out on M side, divide and cast to meet in centre, dance out on W side, divide and cast into
- 25- In lines across 1M+2c facing 1W+3c set twice ; 1c turn RH 1¾ to promhold to continue (2,1,3) (on 2nd time through, turn RH ¾ and dance down to 4pl (4c up))



18 THE DEIL AMANG THE TAILORS R32 · 3/4L

RSCDS XIV 7 · Crib: E-cribs · Diagram: Keith Rose's Diagrams

- 1- 1c+2c set, ½ RHA ; set, ½ LHA
- 9- 1c lead down the middle and up, 2c step in for
- 17- 1c+2c Allemande
- 25- 2c+1c+3c circle6 and back.

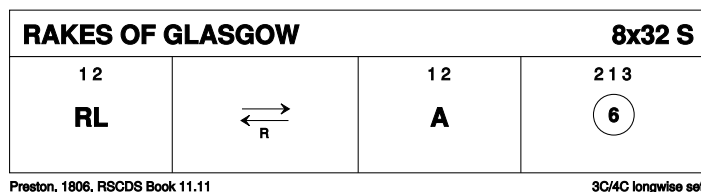


19 EXTRAS

20 RAKES OF GLASGOW S32 · 3/4L

John Preston (18C): RSCDS XI 11 · Crib: E-cribs · Diagram: Keith Rose's Diagrams

- 1- 1c+2c R&L
- 9- 1c lead down the middle and up
- 17- 1c+2c Allemande
- 25- 2c+1c+3c circle6 and back

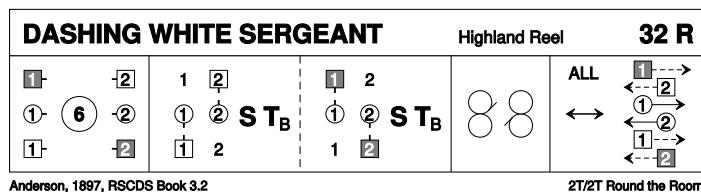


21 THE DASHING WHITE SERGEANT R32 · 3+3RR

RSCDS III 2 · Crib: E-cribs · Diagram: Keith Rose's Diagrams

Trio face trio RR.

- 1- Circle6 and back
- 9- Each centre person sets to RH P and turns him/her BH ; repeat with LH P
- 17- Reel3 across, Lsh to RH P
- 25- In lines of 3 across A&R ; advance Rsh through the opposite line of 3 to meet the next line of 3.



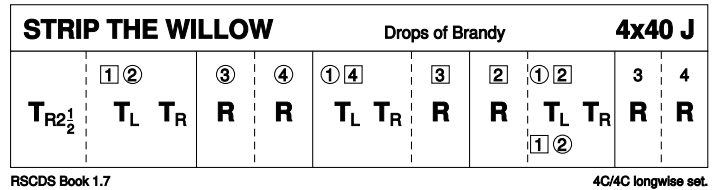
Many variations in handing, polite turns, arches and shoulder exist

22 STRIP THE WILLOW j40 · 4/4L

RSCDS 17 · Crib: E-cribs · Diagram: Keith Rose's Diagrams

Can be danced by any number of couples, add 12 bars for each extra couple; Running step throughout, 3 steps per bar.

- 1- 1c turn RH 2½ ; 1W turn 2M LH (1M runs down), P RH
- 9- 1W turn 3M LH, P RH ; 4M LH, P RH
- 17- 1M turn 4W LH (1W runs up) P RH ; 3W LH, P RH
- 25- 1M turn 2W LH, P RH ; 1W+2M & 1M+2W turn LH (2c finish one place up), 1c turn RH
- 33- Repeat with 3c ; repeat with 4c, finishing with 1½ RH turn (may overrun by 2 bars)



23 THE DHOON J32 · 4/4L

Jessie Hamilton: Scottish Country Dances for Children · Crib: E-cribs · Diagram: Keith Rose's Diagrams

- 1- With NHJ on the sides 4 slip steps R | and back ; all turn partner RH
- 9- With NHJ on the side 4 slip steps L | and back ; all turn partner LH
- 17- 1c cast off one, meet and dance NHJ to top ; cast off to bottom (2c+3c+4c up on [23-24] (2,3,4,1)
- 25- All Circle8 and back

